

Burke
SHADEPLAY
— MAX —



ADDING SHADE IS COOL

So cool because it helps reduce surface temperatures, block harmful UV Rays and keep kids, families and community members more comfortable while they play, exercise and enjoy all the outdoors has to offer. Add shade to your new or existing play, recreation or outdoor fitness space and keep everyone happy outside!



Blocks up to 95% of UV Rays



Reduces Surface Temps



Weather Protection



Single-Source Solution



Generations Warranty®



Perfect Playground Color Match

[BCIBURKE.COM/SHADEPLAY](https://bciburke.com/shadeplay)



28' x 36'
4 Post Hip Shade



28' x 30'
4 Post Hip Shade



20' x 30'
4 Post Hip Shade



20' x 25'
4 Post Hip Shade



15' x 22'
2 Post Hip Shade



20' x 20'
4 Post Hip Shade



14' x 18'
4 Post Hip Shade



SEE PAGE 13 FOR FULL COLOR OFFERING

14' X 18' FOUR-POST HIP SHADE



Component	Description
560-2675	8' Embedded Baseplate
560-2676	10' Embedded Baseplate
560-2677	12' Embedded Baseplate
560-2678	14' Embedded Baseplate
560-2679	8' In-Ground
560-2680	10' In-Ground
560-2681	12' In-Ground
560-2682	14' In-Ground

20' X 20' FOUR-POST HIP SHADE



Component	Description
560-2656	8' Embedded Baseplate
560-2657	10' Embedded Baseplate
560-2658	12' Embedded Baseplate
560-2659	14' Embedded Baseplate
560-2660	8' In-Ground
560-2661	10' In-Ground
560-2662	12' In-Ground
560-2663	14' In-Ground

20' X 25' FOUR-POST HIP SHADE



Component	Description
560-2644	8' Embedded Baseplate
560-2645	10' Embedded Baseplate
560-2646	12' Embedded Baseplate
560-2647	14' Embedded Baseplate
560-2648	8' In-Ground
560-2649	10' In-Ground
560-2650	12' In-Ground
560-2651	14' In-Ground

20' X 30' FOUR-POST HIP SHADE

Component	Description
560-2620	8' Embedded Baseplate
560-2621	10' Embedded Baseplate
560-2622	12' Embedded Baseplate
560-2626	14' Embedded Baseplate
560-2627	8' In-Ground
560-2628	10' In-Ground
560-2629	12' In-Ground
560-2630	14' In-Ground



28' X 30' FOUR-POST HIP SHADE

Component	Description
560-2664	8' Embedded Baseplate
560-2665	10' Embedded Baseplate
560-2666	12' Embedded Baseplate
560-2667	14' Embedded Baseplate
560-2668	8' In-Ground
560-2669	10' In-Ground
560-2670	12' In-Ground
560-2671	14' In-Ground



28' X 36' FOUR-POST HIP SHADE

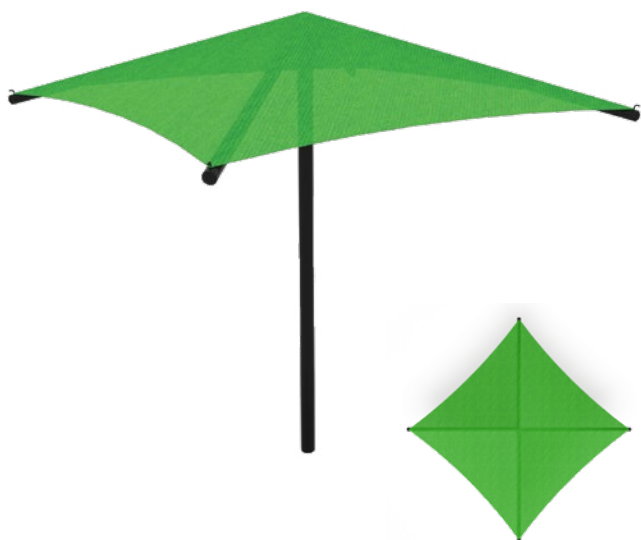
Component	Description
560-2631	8' Embedded Baseplate
560-2632	10' Embedded Baseplate
560-2633	12' Embedded Baseplate
560-2634	14' Embedded Baseplate
560-2635	8' In-Ground
560-2636	10' In-Ground
560-2637	12' In-Ground
560-2638	14' In-Ground





15' X 22' TWO-POST HIP SHADE

Component	Description
560-2696	8' Embedded Baseplate
560-2697	10' Embedded Baseplate
560-2698	12' Embedded Baseplate
560-2693	8' In-Ground
560-2694	10' In-Ground
560-2695	12' In-Ground



12' X 12' SINGLE-POST PYRAMID SHADE

Component	Description
560-2753	8' Embedded Baseplate
560-2754	10' Embedded Baseplate
560-2755	12' Embedded Baseplate
560-2750	8' In-Ground
560-2751	10' In-Ground
560-2752	12' In-Ground

16' X 16' SINGLE-POST PYRAMID SHADE

Component	Description
560-2759	8' Embedded Baseplate
560-2760	10' Embedded Baseplate
560-2761	12' Embedded Baseplate
560-2756	8' In-Ground
560-2757	10' In-Ground
560-2758	12' In-Ground

16' SINGLE-POST HYPAR SHADE

Component	Description
560-2731	8' Embedded Baseplate
560-2732	10' Embedded Baseplate
560-2733	12' Embedded Baseplate
560-2728	8' In-Ground
560-2729	10' In-Ground
560-2730	12' In-Ground

10' SINGLE-POST HYPAR SHADE

Component	Description
560-2725	8' Embedded Baseplate
560-2726	10' Embedded Baseplate
560-2727	12' Embedded Baseplate
560-2722	8' In-Ground
560-2723	10' In-Ground
560-2724	12' In-Ground









15' X 22' SINGLE BAY SWING SHADE

Component	Description
550-0207	Single Bay Embedded Baseplate
550-0208	Single Bay In-Ground

Choose from any combination of Burke's Swing Seats (sold separately)



Polyethylene



Belt



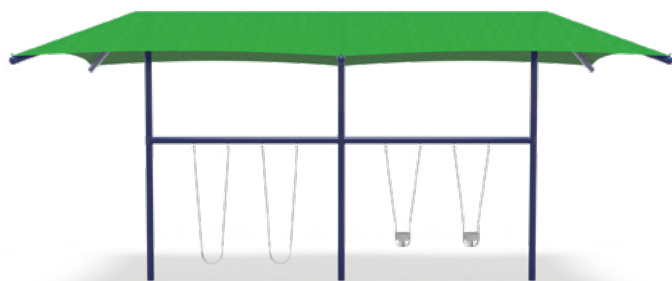
Freedom



Konnection



Tot*



15' X 33' DOUBLE BAY SWING SHADE

Component	Description
550-0209	Double Bay Embedded Baseplate
550-0210	Double Bay In-Ground

Choose from any combination of Burke's Swing Seats (sold separately)



Polyethylene



Belt



Freedom



Konnection



Tot*



15' X 44' TRIPLE BAY SWING SHADE

Component	Description
550-0211	Triple Bay Embedded Baseplate
550-0212	Triple Bay In-Ground

Choose from any combination of Burke's Swing Seats (sold separately)



Polyethylene



Belt



Freedom



Konnection



Tot*



SCAN THE CODE TO BROWSE
OUR FULL SWING OFFERING

*When sharing a swing bay, Tot Seats must be used with another Tot Seat to meet CPSC guidelines. Seats sold separately. Contact your local Burke Representative for more information.

Warning: Proper safety surfacing is required under and around all play equipment to help prevent injuries from falls.

BCIBURKE.COM/SHADEPLAY



BURKE PRODUCTS

Bringing Play That Moves You® to communities is what we love and what we do. Our product and playspace designs are for all ages and stages of life and bring everyone together in play, recreation and outdoor fitness. We create products that offer all people the opportunity for connection and enjoyment and focus on equitable play experiences for everyone.

LEARN MORE AT [BCIBURKE.COM/PRODUCTS](https://bciburke.com/products)



PLAYGROUND EQUIPMENT

Creating spaces that offer development, socialization and movement requires products backed by years of experience and continuing research. Our play systems span ages, budgets and spaces, but share one commonality – bringing the highest level of play to your community.



OUTDOOR FITNESS

Combine physical fitness with time spent outdoors. Burke's Fitness products challenge your body in healthy ways and allow people of all ages, with different fitness levels to work out together.



SITE AMENITIES

Burke offers a full line of park and site amenities to add value and comfort to any outdoor public area. A variety of Playful Furniture, and PVC-Coated Steel amenities are available for every environment.



PLAYGROUND GAMES

Bring people of all ages and abilities together with freestanding playground products! Gaga Ball, MOVMT® - a people-powered electronic game, and PlayEnsemble® Musical Instruments all add extra fun, development and even a little competition to your play experience!

SHADE YOUR PLAYGROUND, FITNESS AND



PLAYGROUND AREAS



OUTDOOR CLASSROOMS & SITE AMENITIES

RECREATION AREAS WITH SHADEPLAY® MAX!



PLAYGROUND GAMES



OUTDOOR FITNESS

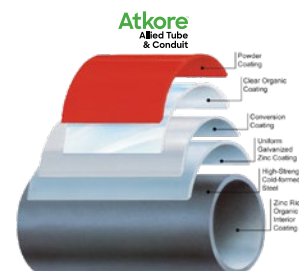
BURKE BUILT® QUALITY

ShadePlay Max products are handcrafted by artisans in our Fond du Lac, WI USA facility using the highest quality materials. From premium powder coatings to canopy material, quality and longevity are of the utmost importance to us. Your local Burke Representative is available to assist you with installation and maintenance so your shade structures can keep your community protected for years to come!



Posts, Structural Frame and Hardware: Galvanized A-500 Grade B (FY 42 KSI) steel tubing, A36 or A572 G50 plates, A36 rounds finished with Burke's premium two part powder coat system. A325 Structural hardware and 1/4" galvanized cables (except where engineered drawings specify otherwise) all covered for 100 years under our Generations Warranty.

Allied Tube & Conduit is the leading supplier of galvanized and commercial quality tubing to both manufacturers and metal distributors in over 70 consumer and industrial markets. Their unique in-line galvanizing process produces superior corrosion resistance by utilizing a triple layer of protection. This advanced processing technique was first introduced in 1959 and is still relevant today.



Weldments: All structural weldments are performed by AWS (American Welding Society®) D1.1 certified welders. We consult a Certified Welding Inspector (CWI) to ensure that our processes meet our Burke Built quality and industry standards.

Premium Powder Coatings: Our industry-leading, two-part powder coating and finishes prevent fading, last longer and deter rust. Contact your Burke Representative for more information on colors, price and warranty.

ShadePlay Canopy Fabric: UV stabilized fabric to block up to 95% of UV rays. Fabrics are water resistant but not waterproof. Mechanical properties vary by color and are available upon request.

ShadePlay Canopy Flammability: Our standard shade canopy material meets ASTM E84 19B Class A. Special canopy material that meets NFPA 701 is available as a special order request with cost increase and a longer lead time.

Footings: Footings require rebar cages and anchor hardware (not included but available for purchase). All concrete shall have a specified minimum compressive strength of 2,500 PSI at 28 days. Concrete reinforcing steel shall conform to the requirements of ASTM A615 Grade 60. Allowable soil bearing pressure (net) is 1.5 KSF according to Table 1806.2 class 5 soil. All cast in place anchor rods shall be F1554 G-55 galvanized (except where engineered drawings specify otherwise). All foundation dimensions specified by Burke are minimum requirements.

Engineering Data: Stamped documents are available for purchase 077-0012 (Drawing only) 077-0013 (Drawing and Calculations), not available in Canada or California. All structures conform to 2018 international building code. Contact Burke for more information.

- Category of Building II
- Roof Live Load: None
- Ground Snow Load: None
- Basic Wind Speed (Ultimate 3 second gust) 115 mph (frame with fabric) exposure type C. 150 mph (frame only). Canopy qualifies as a quick release mechanism where codes allow removal of canopy fabric
- Canopy fabric MUST be removed before onset of winter months and severe weather events that exceed design wind loads


Generations Warranty®: Backed by Burke's Generations Warranty with a 100-year limited warranty on posts and a 10-year limited warranty on ShadePlay Canopy fabric. **PLEASE NOTE:** Canopy fabric MUST be removed before onset of winter months and severe weather events that exceed design wind loads or warranty is void.















COLOR SELECTION

POWDER COAT PAINT



SHADEPLAY CANOPIES



	COLOR	SHADE FACTOR	UVR BLOCK
	Green	93.8%	94.7%
	Lime	88.6%	92.5%
	Aqua	86%	91.5%
	Sky	88%	93%
	Blue	85.6%	91.1%
	Purple	87.7%	91.1%
	Red	78.4%	91.2%
	Mahogany	92.8%	94.6%
	Orange	80.6%	94%
	Yellow	77.6%	95.5%
	Sand	86.1%	93.8%
	Gray	90.9%	94.3%
	Charcoal	93.1%	93.4%
	Brown	93%	95%



Burke.
SHADEPLAY
MAX

800-266-1250 • 920-921-9220 • bciburke.com

Trademarks are the property of BCI Burke Company. © 2024 BCI Burke Company. All rights reserved.
All product and company names are trademarks™ or registered® trademarks of their respective holders.